




2024029 ITF MASTERS SA NATIONALS




MD 40

Box 1

				1.	2.	3.	4.
TSA831093	WP		1. Handry THERON Jurgens SCHOEMAN		6-3, 6-4	6-7(5), 2-6	3-6, 4-6
TSA821202	WP		2. Fabian VILJOEN Fahmi ARIEFDIEN	3-6, 4-6		4-6, 6-7	1-6, 1-6
TSA800065	WP		3. Anton MEYER JJ GARDINER	7-6(5), 6-2	6-4, 7-6		2-6, 1-6
TSA820068	GC		4. Warwic SPENCE Bradley DORE	6-3, 6-4	6-1, 6-1	6-2, 6-1	

Standings	Points	Wins	Losses	Sets	Games
1. DORE / SPENCE	6	3	0	6 - 0 (100%)	36 - 12 (75%)
2. GARDINER / MEYER	4	2	1	4 - 2 (66.67%)	29 - 30 (49.15%)
3. SCHOEMAN / THERON	2	1	2	2 - 4 (33.33%)	27 - 32 (45.76%)
4. ARIEFDIEN / VILJOEN	0	0	3	0 - 6 (0%)	19 - 37 (33.93%)

Box 2

				1.	2.	3.	4.	5.
TSA801048	KZN		1. Martin MEYER Mark BUTLIN		2-6, 7-6, 5-7	5-7, 6-7(5)	1-6, 5-7	3-6, 3-6
TSA741274	WP		2. Johann THERON Pieter BOER	6-2, 6-7, 7-5		0-6, 4-6	2-6, 4-6	0-6, 4-6
TSA730008	GC		3. Brendan ZACKEY Gareth GIBSON	7-5, 7-6(5)	6-0, 6-4		3-6, 6-4, 6-2	7-5, 5-7, 1-6
TSA821132	WP		4. Marquin STRAUSS Kwabena KWARTENG	6-1, 7-5	6-2, 6-4	6-3, 4-6, 2-6		3-6, 4-6
TSA820035	KZN		5. Bruce YOUNG Tom MACQUET	6-3, 6-3	6-0, 6-4	5-7, 7-5, 6-1	6-3, 6-4	

Standings	Points	Wins	Losses	Sets	Games
1. MACQUET / YOUNG	8	4	0	8 - 1 (88.89%)	54 - 30 (64.29%)
2. GIBSON / ZACKEY	6	3	1	7 - 3 (70%)	54 - 45 (54.55%)
3. KWARTENG / STRAUSS	4	2	2	5 - 4 (55.56%)	44 - 39 (53.01%)
4. BOER / THERON	2	1	3	2 - 7 (22.22%)	33 - 50 (39.76%)
5. BUTLIN / MEYER	0	0	4	1 - 8 (11.11%)	37 - 58 (38.95%)

1/2 Playoff

DORE / SPENCE	
MACQUET / YOUNG	MACQUET / YOUNG
	6-3, 7-5

3/4 Playoff

GARDINER / MEYER	
GIBSON / ZACKEY	GARDINER / MEYER
	Walkover

5/6 Playoff

SCHOEMAN / THERON	
KWARTENG / STRAUSS	KWARTENG / STRAUSS
	3-6, 6-4, 10-6

7/8 Playoff

ARIEFDIEN / VILJOEN	
BOER / THERON	BOER / THERON
	7-5, 7-5