








2024029 ITF MASTERS SA NATIONALS
WS 40

Box 1

				1.	2.	3.	4.
TSA840115	GC		1. PETERS Kim		6-0, 6-0	6-0, 6-1	6-0, 6-1
TSA821033	GN		2. GROVE Jacqui	0-6, 0-6		2-6, 6-7(6)	1-6, 3-6
TSA821173	GN		3. VENTER Santa-Marie	0-6, 1-6	6-2, 7-6(6)		3-6, 2-6
TSA811054	WP		4. CLOETE Dorothy	0-6, 1-6	6-1, 6-3	6-3, 6-2	

Standings	Points	Wins	Losses	Sets	Games
1. Kim PETERS	6	3	0	6 - 0 (100%)	36 - 2 (94.74%)
2. Dorothy CLOETE	4	2	1	4 - 2 (66.67%)	25 - 21 (54.35%)
3. Santa-Marie VENTER	2	1	2	2 - 4 (33.33%)	19 - 32 (37.25%)
4. Jacqui GROVE	0	0	3	0 - 6 (0%)	12 - 37 (24.49%)

Box 2

				1.	2.	3.	4.	5.
TSA810059	EP		1. GOODALL Victoria		6-2, 6-2	6-1, 6-3	3-6, 3-6	6-3, 6-4
TSA831087	GC		2. WALKER Jackie	2-6, 2-6		Opponent W/O	0-6, 1-6	1-6, 2-6
TSA830541	GC		3. CUBITT Sarah	1-6, 3-6	W/O		4-6, 3-6	6-4, 5-7, 1-6
TSA821196	Wine		4. SCHREIBER Rozanne	6-3, 6-3	6-0, 6-1	6-4, 6-3		6-3, 5-7, 2-6
TSA801046	GC		5. MOFFAT Danielle	3-6, 4-6	6-1, 6-2	4-6, 7-5, 6-1	3-6, 7-5, 6-2	

Standings	Points	Wins	Losses	Sets	Games
1. Rozanne SCHREIBER	6	3	1	7 - 2 (77.78%)	49 - 30 (62.03%)
2. Victoria GOODALL	6	3	1	6 - 2 (75%)	42 - 27 (60.87%)
3. Danielle MOFFAT	6	3	1	6 - 4 (60%)	52 - 40 (56.52%)
4. Jackie WALKER	2	1	3	2 - 6 (25%)	20 - 36 (35.71%)
5. Sarah CUBITT	0	0	4	1 - 8 (11.11%)	23 - 53 (30.26%)

1/2 Playoff

Kim PETERS	Kim PETERS
Rozanne SCHREIBER	6-3, 6-3

3/4 Playoff

Dorothy CLOETE	Victoria GOODALL
Victoria GOODALL	6-3, 6-2

5/6 Playoff

Santa-Marie VENTER	
Danielle MOFFAT	Danielle MOFFAT
	6-0, 6-1

7/8 Playoff

Jacqui GROVE	
Jackie WALKER	Jacqui GROVE
	4-6, 6-4, 10-6